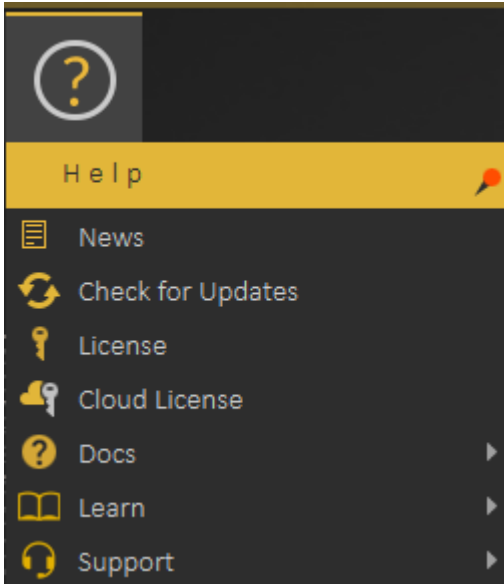


Help Menu

In this menu, the user has access to different sources of information about SimLab Composer.



News


Starting with News, where a dialog will be displayed including latest news regarding the application, and its updates.

Check for Updates

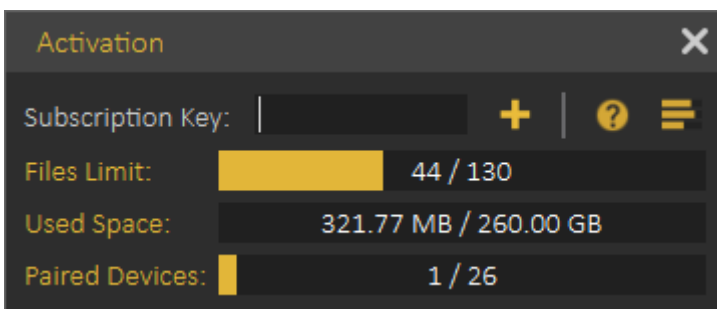
Check for Updates, as the name implies, will display the dialog with the latest release of the application.

License

License, displays the Registration dialog, where the user can request to start a free personal license, request a trial license, or activate a professional license. More information about Composer licensing process can be found [here](#)



Cloud License



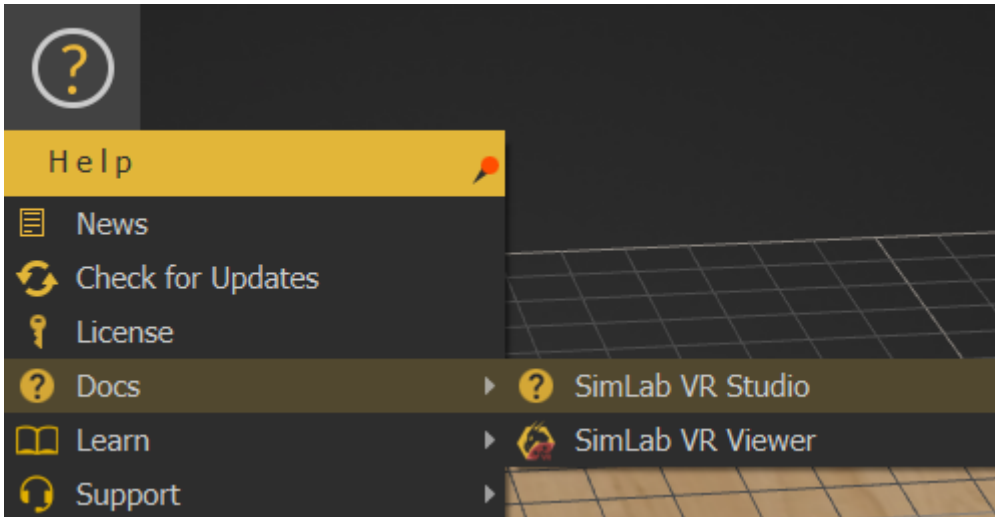
Cloud license option allows the user to do the following:

- View current cloud account status
 - Number of models uploaded
 - Used cloud space
 - Number of paired devices
- Add additional cloud keys to increase cloud account capacity or to extend its period.

Note: Professional software key received when ordering a license of Composer is also a valid Cloud Key, so the user can use it to activate the Cloud account. All what the user needs to do is register a Cloud account then to add the key.

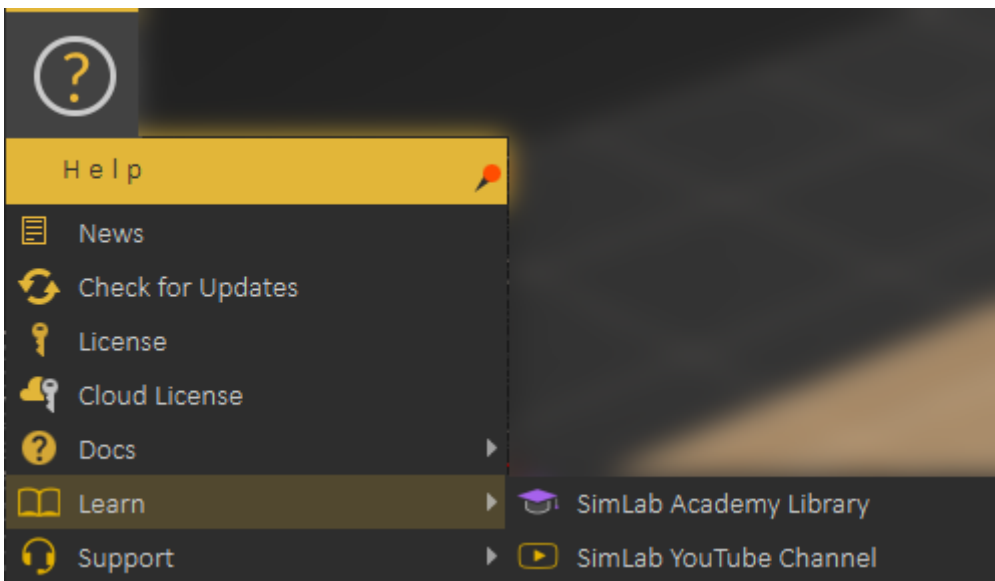
Docs

This option provides users with a list of help links available for SimLab Composer. Including a link to this help document, and a link for more information about **SimLab Composer**.

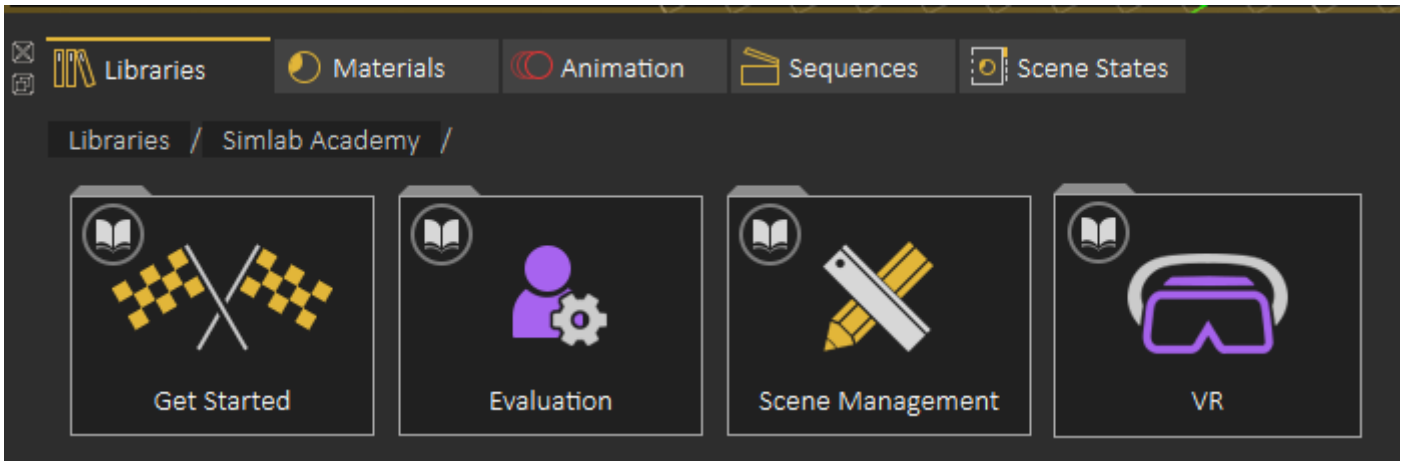


Learn

Learn option directs users to learning resources for SimLab Composer.

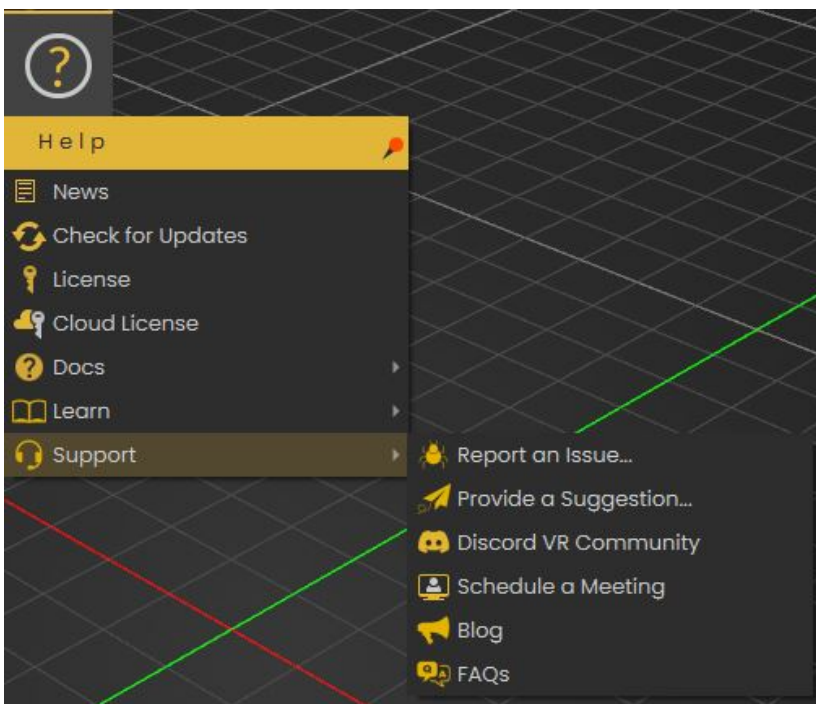


SimLab Academy displays SimLab Academy in SimLab Composer library, More information about SimLab Academy can be found [here](#).



SimLab YouTube Channel direct the user to the corresponding site.

Support



Support menu allows the user to do the following:

- Report an issue
- Provide a Suggestion
- Get access to SimLab's Discord VR Community server
- Schedule a meeting
- View Blog
- View the FAQs

Revision #4

Created 9 March 2025 08:29:10

Updated 9 March 2025 11:41:57