

SimLab VR Studio

Q&A

- Basics
 - What is SimLab VR Studio?
 - Why SimLab VR Studio?

Basics

What is SimLab VR Studio?

SimLab VR Studio is a complete VR Experience creation tool. It allows the user to create all kinds of VR Experiences from simple VR visualization to advanced training experiences without coding.

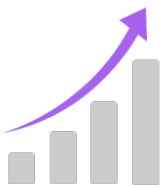
SimLab VR Studio aims to simplify the 3D visualization process for the user, offering powerful and easy to use tools that can significantly improve the overall workflow, and allow the user to focus more on creativity rather than exhausting technicalities.

Why SimLab VR Studio?

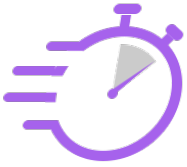


You are hearing all the buzz and you want to join the VR revolution, thinking “**What tool should I use?**”, “**Should I start with a game engine like Unreal engine or Unity?**”, or “**Should I use a VR creation software?**”

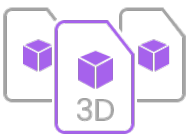
Let us tell you why **SimLab VR Studio** is your best option, but you do not have to take our word for it, after you read our notes, go ahead and get the **Free version of SimLab VR Studio** to experience how easy it is to create a VR experience with SimLab VR Studio.



Ease of Use : No need for advanced skills in 3D art, 3D modeling, or programming. Imagine the experience, then build it in simple steps. Use SimLab VR **Training Builder**, a visual tool enabling creation of amazing VR Experiences by defining events and responses visually.



Speed of Creation: SimLab VR Studio makes it fast to create VR Experiences, it does this by providing a simple learning curve allowing you to be productive in minutes, then it saves you valuable time in creating each VR Experience after that, time saving is really significant, you can do in 2 to 3 days what takes others weeks.



Any 3D Model: 3D models are the core of any VR Experience, SimLab VR Studio provides free models for you to start, if you work with a designer, it supports importing models from large number of **3D File Formats** covering all major 3D design applications.



Risk Free: We offer a fully functional, **none expiring, free** license of **SimLab VR Studio (no credit card needed)**, use it to learn, create VR Experiences, and share them with others. VR Experiences created using the free license will include a watermark.



Future Proof: When building your VR Experience with SimLab VR Studio you do not need to worry about hardware and software updates, we take care of moving the created VR Experience to the future.



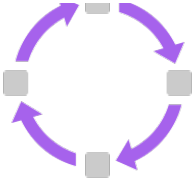
Win Contracts: By utilizing creation speed, and ease of training any person to become a VR creation master, you will be able to offer quicker delivery times, and lower prices allowing you to take contracts competitors (not using VR Studio) cannot compete on.



Secure Solution: When sharing a VR Experience, you are sharing it in secure preoperatory file format, that does not include your original **CAD data**, all translation and access to your CAD data is done **on your own local machine**, nothing is transferred to the web, we know this is very important for many organizations considering 3D CAD models a great asset, that should be protected.



Cloud Sharing: SimLab Cloud Sharing is an optional tool, **included** with a **SimLab VR Studio** license. It gives the user the ability to **share** VR Experiences with others, and to **synchronize** VR Experiences on multiple devices.



Covering the Full VR Cycle: VR Creation is the first step in the **VR**

cycle. SimLab VR Studio provides its users with the tools that cover the full VR cycle from creation, to distribution, viewing, collecting updates, feedbacks, and viewing results.



Supporting LMS: SimLab VR Experiences support the main standards in

LMS (Learning Management Systems), including xAPI, and Scorm, so you can use LMS to add VR lessons to your courses.



VR Creation by Domain Experts: Reducing needed 3D skills to create a VR Experience, not only saves time and money, it also allows the field expert to create the VR experience himself. So **nothing is lost in translation**, and no collaboration is needed between different groups.



Low Starting Cost: SimLab VR Studio was priced to make it easy to get

full return on your investment in your first project, **great ROI.**



Free Viewer: When creating a VR Experience you can always count on the **Free SimLab VR Viewer**, which can be used by end users to run your VR Experiences. **SimLab VR Viewer** was built and tested to work on **PC** and **Mac**, **Rift S**, **HTC Vive**, **Oculus Quest**, **Pico**, **iOS** and **Android** devices, in addition to some **mixed reality** devices. So you should be able to share your VR Experiences with any client, even ones without a VR headset.



Amazing Visual Quality: SimLab VR Viewer was built on top of the great **Unreal Engine** to guarantee top visual quality for your VR Experience. It includes a ready to use material library, and different realistic lighting options.



Trusted Company: SimLab Soft has been developing reliable software for thousands of users since 2007, and **SimLab VR Studio** was built on top of the stable **SimLab Composer version 10**. Stable and tested code was used as the base for **SimLab VR Studio**. Software created by SimLab Soft is used by many of the largest companies in the world, including **Microsoft**, **Tesla**, **Sony**, **Philips**, **P&G**, **Nestle**, and **Google**.



Free Training Material: Inside **SimLab VR Studio** users have access to **SimLab Academy**, a library filled with models and step by step tutorials allowing them to become experts in VR.
